Raphael
Beyond Valves



Ultraf PRO

WATERWORKS

ULTRAF

Ultrasonic Hydrometer

Waterworks Product Catalog

ULTRAF

Ultrasonic Hydrometer



FEATURES

A one of a kind ultrasonic hydrometer which combines in a single small unit: an ultrasonic water meter, a hydraulic valve, and a smart system for water measurement, pressure control and pressure management. Based on RAF series of diaphragm hydraulic valves, Ultraf is battery operated with no moving parts and no maintenance. Ultraf will save installation space and will maintain same accuracy over the years.

Common uses:

- Accurate pressure control
- Flow rate control
- Valve control

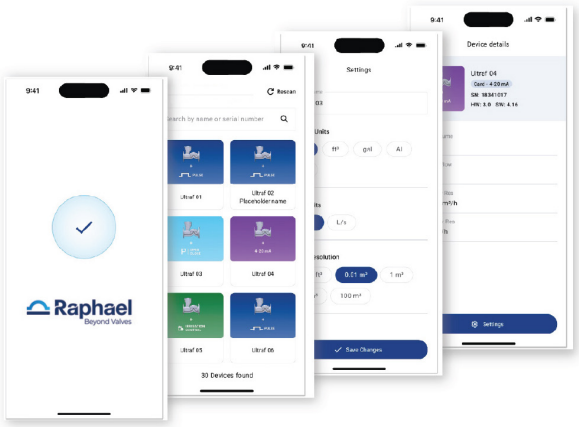

DISPLAY

The display provides ongoing information to the operator in the field, at all times, by two main ways: digital display monitor and output cards Cards can be added at any time.

Information on the digital display:

- Water flow at any given moment.
- Accumulated water volume.
- Battery status.
- Flow in the pipeline (if pipe is full).
- Flow direction.
- Alerts.
- Connection status of electrical outputs from Ultraf Pro to external systems, and more.

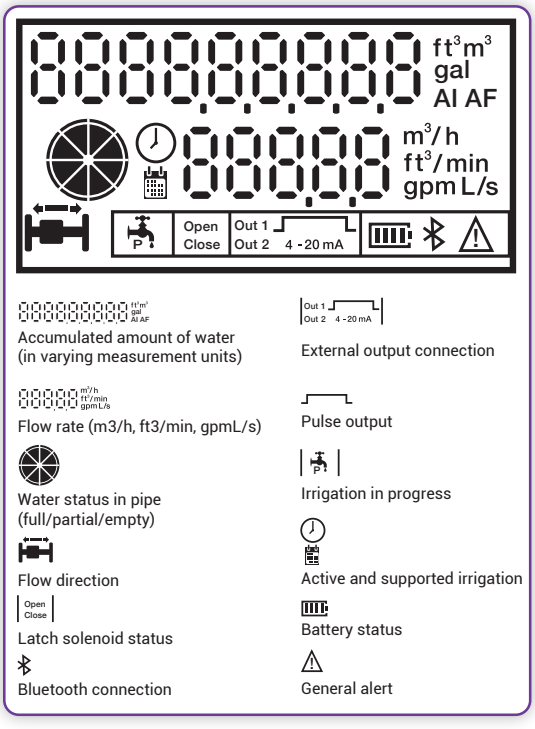

Information about extension cards:

- Two digital ports, one to register flow and one to activate a latching solenoid valve.
- A 4-20mA analog continues output for flowrate monitoring.
- Modbus output.

ADVANTAGES

- Simple to install and operate
- Single compact unit, space saving
- No moving parts
- Battery operated with extended battery life
- Minimal maintenance
- IP68 - submersion in water up to 1 meter for 1 hour
- Pressure control capabilities
- Bluetooth App for field programing
- Supporting industrial communication protocol – Modbus type

PRODUCT PERFORMANCE

DN [m³/h (GPM)]	40 / 1½“	50 / 2“	80 / 3“	100 / 4“	150 / 6“	200 / 8“
Q1 - Min Flow Rate	0.20 [0.9]	0.32 [1.4]	0.50 [2.2]	0.80 [3.5]	2 [8.81]	3.2 [14.1]
Q2 - Trans. Flow Rate	0.51 [2.3]	0.51 [2.3]	0.81 [3.6]	1.28 [5.6]	3.2 [14.1]	5.12 [22]
Q3 - Nominal Flow Rate	25 [110]	40 [1761	63 [277]	100 [440]	250 [1,100]	400 [1,761]
Q4 - Max. Flow Rate	31.25 [137]	50 [220]	78.8 [346]	125 [550]	312.5 [1,376]	500 [2,201]
R = Q3/Q1	125	125	125	125	125	125

Head Loss

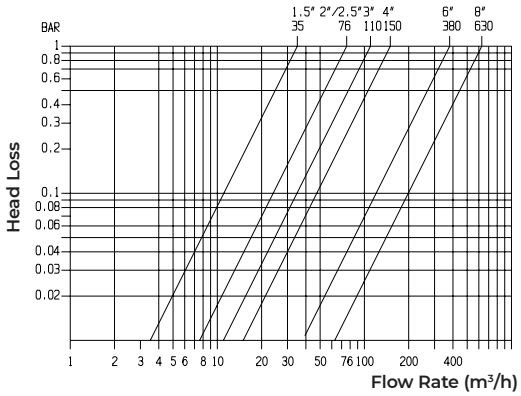

Accuracy

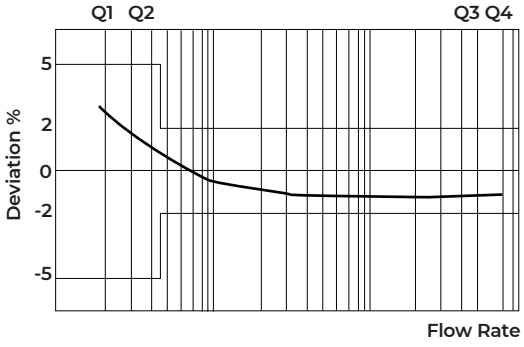

DIMENSIONS & WEIGHT

DN	mm (in)	40 / 1½“	50 / 2“	80 / 3“	100 / 4“	150 / 6“	200 / 8“
Lenght L	mm (in)	250 [10]	250 [10]	300 [12]	350 [14]	500 [20]	600 [24]
Hight H	mm (in)	212 [8.35]	228 [8.98]	300 [11.81]	327 [12.88]	392 [15.43]	425 [16.73]
Width W	mm (in)	190 [7.48]	90 [3.54]	223 [8.78]	240 [9.45]	310 [12.20]	350 [13.78]
Weight	kg (lb)	9.5 [20.9]	10 [22.0]	13.5 [29.8]	21 [46.3]	43 [94.8]	67 [147.7]
End Connections		TH		FL			

STANDARD

MID

Measuring Instrument Directive
2014/32/UE

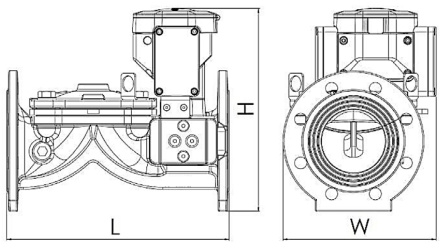

Providing advanced solutions to customers around the world

North America | **South America** | **Europe** | **Africa** | **Asia** | **Australia**

RAPHAEL, founded in 1949, is the first Israeli manufacturer of water control valves.

RAPHAEL's research department constantly strives to introduce new and innovative products and solutions for water control systems including water works, fire protection and irrigation systems.



Raphael Valves Industries (1975) Ltd.

Northern Industrial Zone, Or Akiva 3065401, Israel

972-(0)4-6263555 / info@raphael-valves.com / raphael-valves.com

WW_ULTRAF_EN_09.26